



PIEDMONT - APPALACHIAN  
COLLEGE OF COMMISSIONER SCIENCE  
Ph.D. THESIS

By: Linda Jo Anderson  
Blue Ridge Council  
Cub Roundtable Commissioner

CONTENTS

Abstract and Approval..... 3

Introduction..... 4

Thesis..... 4

Bibliography..... 5

Appendix..... 6

ABSTRACT AND APPROVAL

This thesis will attempt to show with the help of the Unit Commissioner that Packs can have a twelve month program instead of a nine month program .

APPROVAL OF READERS

This is to certify that I have read and approved the thesis intitled, Unit Commissioners and their envolvment in helping the pack to plan a quality summer program.

May 15, 92

*Royd W. [Signature]*  
*Bob [Signature]*

*PA [Signature] 5-15-92*

Submitted by: Linda Anderson, in partial fulfillment of the requirements of the Ph.D, in the Commissioner of Science, Piedmont - Appalachian College of Commissioner Science, B. S. A. , Banner Elk, N.C.

Date of submittion: March 1, 1992

## INTRODUCTION

Cub Scouting is to be a full one year program. Unfortunately, a few packs take a summer vacation. They no longer have a full program. And when they shut down for the summer months, they are usually late getting started again in the fall. This cuts out more than one-third of a boy's Cub Scout experience. The boys in these packs are shortchanged.

I will attempt to show you that with the proper people we can make this program work for all the boys.

It is time for summer vacation to start. Time to slow down the pace, to put all the boys together in one big den. The packs summer program is about to begin. Summer program! Well, some packs do not do a summer program.

It is very hard to find a pack that stays active during the summer months in one district.

This is a problem that effects not just one boy, but lots of boys every where. Infact, one-third of the boys in packs who close down for the summer never return in the fall.

Summer after summer, packs go inactive the last of May and do not re-activate until late September or early October. Alot of boys loose out on one of the best programs offered to young boys in the United States. And there are alot of boys who never return to the program.

In a survey that i conducted late last year with packs in one district, I found that fifty-five percent of the packs are in-active during the summer. This should not be, but it happens and we need to to see what can be done to keep these packs active during the summer.

Why does this happen? When asked this question to packs who had no summer program, I got an assortment of answers.

"We all need a vacation."

"Not enough intrest with boys and parents."

"Leaders are burned out."

"We feel that everyone needs a vacation from the program."

"We need time to spend with our own families."

"Country packs have it harder that city packs becauae we are so spread out."

"The pack is not strong enough and we just do not have the man power."

"We just do not have the time."

"We are going to try this year, but we are not sure how it will turn out. We hope we are successful."

Well, these are some shocking answers, this is surely a problem that needs a solution. The lack of a summer program is hurting everyone, boys and packs. Somewhere someone is not doing something right.

Who is responsible? Maybe the Cub Master, or the Training Team, or even the Unit Commissioner. Maybe all of them are in their own way. Now what can be done about this lack of program. Lets start at the beginning.

Lets start with the yearly planning meeting. What is a yearly planning meeting? It is when the pack holds one of the most important meetings of the year. They are to plan this whole year's program. Planning the Cub Scout program is usually not a problem because of the many resources available to us, such as the Cub Scout Leader Book, Cub Scout Program Helps, Scouting Magazine, Cub Scout Sports, and National Summertime Planning Guide to name a few. It does take some time and some thought on the leaders part, but it is certainly worthwhile and very important. Boys need a well developed program. This also means a summer program. In planning, it is important that each individual boy is considered in relation to the total program. A good leader, be it the Cub Master, Den Leaders, or the Unit Commissioner the year-long, well-rounded program is a must.

Who can attend this planning meeting? The pack committee chairman and Cubmaster are both responsible for seeing that this meeting occurs. The meeting is conducted by the pack committee chairman. All den

leaders and pack leaders, den chiefs, and interested parents attend. The unit commissioner also attends this very important meeting.

When should this planning meeting be held? Some packs do it in the spring, and others right after re-charter time. The packs have an idea on what the boys like and the help they can get from their parents. It doesn't matter when you do it but that it is done.

Planning the summertime program can be as easy as one meeting a month. A ball game and picnic one month. The next month can be Cub Scout Day Camp and the last can be a trip to the zoo or a television station. You do not need a meeting every week, rather the quality of the ones they do hold. To qualify for the National Summertime Pack Award a pack must hold at least one meeting a month with at least fifty percent of the boys attending each meeting. The whole idea is to keep the pack together and doing things during the summer when boys have the most fun. Also in order to earn the National Quality Unit Award packs need to hold nine pack meetings in a year, including one summertime pack activity. Planning these activities around the families vacations will help to get the most boys possible in attendance.

Presenting a program that fits the purposes of Cub Scouting and the pack should include a summer program that they feel comfortable with. Throughout the planning process, leaders should remember that their prime objective is to deliver a high-quality Cub Scout program to each boy.

In the same survey I also found that twenty-five percent of the packs hold at least one meeting a month during the summer including day camp as one of their activities. They retained three-fourths of its boys in the fall. And the remaining twenty percent hold regular meetings all summer long as if it were just another part of the year long

program, as if there was no difference in the time of the year.

Cub Scouting is a year-round program. Packs are chartered every year and members are registered for a year at a time. It is a year-round, home-centered program that helps to strengthen the family and teaches boys some very important human values which will help them all their lives. Boy Scouts meet twelve months a year, the District and Council events are scheduled year-round, insurance coverage is for a full year. So why aren't the boys getting their full year?

What happens to the boys whose packs do not hold a summer program? Well, when they re-activated in the fall they only got one half of them returned. Where are the other half, I wish I knew. I do know that with the proper training of all persons involved we can keep all the boys and more.

The use of the summertime program is a way to bring more boys into the Cub Scout family. Use of parents, leaders, and commissioners can make it work. Involving as many people as possible makes everyone's job easier. Train everyone to the best of our ability and it will work. Promote the summertime program as being great for families who do not take summer vacations. We know everyone is not expected to attend all the summer activities, but if at least half of them do you can get the National Summertime Award, and the National Quality Unit Award. Plan to give the members a quality Cub Scout program in the summer. They deserve it! Here is a letter from a Cubmaster on why she thinks a quality summer program is important to her and her boys.



When I am asked "Why do you bother to have Cub Scout meetings during the summer?", my reply is simple. "We have meetings during the summer because all boys don't have the opportunity to vacation away from home. They want and need something fun to do and we deliver!"


Summer is the best time to get the boys outside as a group and to utilize the programs, activities and ideas for summer fun set forth by the Boy Scouts of America. The sports program is a good example. We may not have every boy at every meeting during the summer months but we usually have enough to plan a good old fashioned game of baseball or marbles.

Summer is our favorite time to take the boys on field trips since our dens all meet in the evening during the school year. We also encourage and provide ways for the boys to attend Cub Scout Day Camp in addition to our regular activities.

It has been proven that we retain more boys and maintain greater continuity with them in the program than our fellow packs who cease all activities during the summer or who choose to have only one activity each month.

We choose not to have pack meetings during the summer but keep track of all advancements and special awards and these are presented at the September pack meeting following our local school night for scouting.

Our pack committee and chartered organization supports the idea of scouting 12 months a year and from the leaders, we have no complaints!"



Yvonne Brown, Cubmaster  
Cub Scout Pack 603  
Foothills District  
Blue Ridge Council, BSA

What can we do to make sure that each and every pack has a quality summer program? Well, maybe the training staff needs to look at its training tapes and material to see where they can improve on them. This may be as simple as putting more time on the summer portion and how important this is as well as the rest of the year. The new leader is taking the training he or she needs to get all the information they can so that they can do a good job. If we do not provide it we can not expect them to do a good job.

After the training is over I feel we should contact them to see if there are any problems that they may need help. Then it is the Unit Commissioners turn. He or she is the next in line. They are suppose to keep in close contact with their units. They may need a training course so that they know what to look for. Most commissioners are from old troops or they have been asked to serve as one. They defently need training on what the packs needs are. The ideal person for the job is the commissioner who has just left the pack. They know how the pack runs and would be able to see the problem better.

When the commissioners take Commissioners Training we need to add to the program involving the packs better. Here is a list of things that could be added:

#### Ways Commissioners Can Help the Pack Summer Program

1. Show how to help recruit leaders for a twelve month program.
- 2.. Help leaders understand how to use parents in twelve month unit operation.
3. Help Chartered Representative understand the need for a twelve month program.
4. Praise leaders for their commitment to a year-round program.

5. Give credit where credit is due.
6. Show leaders the resources available to them in their areas .
7. Give leaders a list of films available from the Council .  
Service Center which could be used to instruct leaders on  
or to supplement a twelve month program.
8. Sit down with the entire committee and make a yearly plan.
9. Tell committee about council camps and programs available.
10. Encourage units to use camp facilities.
11. Help keep leader focused on THE BOY.
12. Show leaders how to qualify as a "Quality Unit."
13. Show leaders how to qualify for the "National Summertime  
Award."
14. Help unit set up Bicycle Safety Program.
15. Talk to leaders about swim opportunities.
16. Share any new ideas from other units with YOUR units.
17. Attend commissioner conference to learn more about helping  
YOUR units.
18. Talk about all programs in a positive way, encourage partic-  
ipation.
19. Show how to look for ideas in Scouting magazine.
20. Help unit set challenging, yet practical goals.
21. Be sure to share upcoming events with all leaders.
22. Acquaint leaders with all the basic literature.
23. Periodically meet with head of chartered organization. En-  
courage support of program.
24. Make leaders aware of resources in the community.
25. Constantly seek ways to make your units stronger and more  
appealing to boys and parents in the neighborhood.

26. Assist with early registration for Cub Scout Day Camp.

I feel that all the above needs to be added to the Commissioners Fieldbook For Unit Service book. It could be put under a heading especially for Cub Scout Packs. If we are to have a quality program for all boys, we all need to DO OUR BEST. It will take us all and I know that we can do it.

## CONCLUSION

All the books I have read that has been put out by B.S.A. states that the Cub Scout program is a twelve month program, not nine months.

A quality Cub Scout Program in the summer months is a very important part of your program. A boy registers for a year and deserves a full year of Cub Scouting fun and activities..It is everyones job to make this happen, from the Cub Master and parents to the Unit Commissioner, Having a summer program keeps the pack healthy, parents interested, and Cub Scouts eager to want to earn their advancements. I hope that I have shown that the lack of a well planned program means the boy looses out on one of the best programs offered to young boys in the United States,

BIBLIOGRAPHY

CUB SCOUT LEADER BASIC TRAINING MANUAL

CUB SCOUT LEADER BOOK

SCOUTING MAGAZINE

CUB SCOUT PROGRAM HELPS

NATIONAL SUMMERTIME PLANNING GUIDE

NATIONAL QUALITY UNIT AWARD

CUB SCOUT SPORTS

CUB SCOUT LEADER PROGRAM NOTEBOOK

PACK PROGRAM PLANNING CHART

**APPENDIX**

December 6, 1991

Dear Fellow Scouter,

I am in need of your help. I am writing a thesis on the importance of Packs staying open year round.

I have just three questions I would like you to answer for me.

Is your Pack open during the summer?

yes                      no

If you are open during the summer, how many meetings a month does your Pack hold?

4    3    2    1    0

When your Pack starts up again in the fall, how many of your boys return?

all    3/4    1/2    1/4

Thank-you for your help,

Your friend in Scouting

Linda Anderson



December 6, 1991

Dear Fellow Scouter,

Once again I need your help in writing my thesis.

For Packs who do not hold a summer program, could you please take a few moments and state the reason you do not hold a summer program.

Thank-you for your help.

Your friend in Scouting

Linda Anderson

## IDEAS FOR SUMMER MONTH MEETINGS

1. Physical fitness program
2. Visit a newspaper office
3. Visit a match factory
4. Visit a zoo
5. Kickball game
6. Visit a farm
7. Den bowling tournament
8. Dads take den to sporting event
9. Ice or roller skating
10. Dad with special hobby lets boys participate. (model making)
11. Backyard breakfast cookout
12. Treasure hunt
13. Scavenger hunt
14. Marble shooting contest
15. Bike Safety Inspection
16. Pet Exhibit (everyone brings and tells about his)
17. Game-making day
18. Archery at approved archery range
19. Fishing
20. Visit historical spot in your area
21. Local geography day
22. Telephone day - boys stay home, call each other with relay message on a pre-arranged plan
23. Visit a weather station
24. Shell collecting at the beach
25. Woods hike for leaf collection
26. Trip to county museum
27. Trip to fire station
28. Visit to police station or highway patrol
29. Night meeting to study stars
30. Visit the telephone company
31. Visit the airport
32. Visit library
33. Bird-watching contest
34. Science day with microscopes
35. Magic Day
36. Session on first aid
37. Bait-casting practice (with Dad's help)
38. Swap day
39. Go rock collecting
40. Build tin-can birdhouses (or other types)
41. Build den equipment box
42. Build den window display
43. Visit a lapidary shop
44. Baseball game with another den
45. Service project for church or school
46. Conservation project for the community
47. Plant a vegetable garden
48. Build a paper-mache town, fort, Indian camp
49. Tour two blocks and look for hazards to boys' safety
50. Participate in Cub Scout Day Camp

# PACK PROGRAM PLANNING CHART


To Achieve a Better Program in Your Pack

USE THIS CHART as a work sheet  
to plan your year-round program

Month and Theme	Den-Horn Projects	Pack Activities	Webelos Den Projects	Special Projects	Monthly Meetings
<b>S</b> <b>E</b> 1990 <b>F</b> <b>T</b> Explore Your Neighborhood <b>E</b> 3 Labor Day <b>M</b> 20-21 Rosh Hashanah—J <b>B</b> 29 Yom Kippur—J <b>R</b>					Roundtable _____ Pack Leader's _____ Date _____ Time _____ Den Leader's _____ Date _____ Time _____ Den Chair's _____ Date _____ Time _____ Pack _____ Date _____ Time _____ Roundtable _____ Pack Leader's _____ Date _____ Time _____ Den Leader's _____ Date _____ Time _____ Den Chair's _____ Date _____ Time _____ Pack _____ Date _____ Time _____ Roundtable _____ Pack Leader's _____ Date _____ Time _____ Den Leader's _____ Date _____ Time _____ Den Chair's _____ Date _____ Time _____ Pack _____ Date _____ Time _____
<b>O</b> Land of Make-Believe <b>C</b> 4 Sukkal—J <b>T</b> 8 Columbus Day observed <b>O</b> 14-19 Celebration of Prophet Muhammad's Birthday J <b>E</b> 31 Halloween <b>R</b>					Roundtable _____ Pack Leader's _____ Date _____ Time _____ Den Leader's _____ Date _____ Time _____ Den Chair's _____ Date _____ Time _____ Pack _____ Date _____ Time _____ Roundtable _____ Pack Leader's _____ Date _____ Time _____ Den Leader's _____ Date _____ Time _____ Den Chair's _____ Date _____ Time _____ Pack _____ Date _____ Time _____ Roundtable _____ Pack Leader's _____ Date _____ Time _____ Den Leader's _____ Date _____ Time _____ Den Chair's _____ Date _____ Time _____ Pack _____ Date _____ Time _____
<b>N</b> Heroes in Books <b>O</b> 1 All Saints Day—C <b>V</b> 6 Election Day <b>E</b> 10 Scouting for Food <b>M</b> 11 Veterans Day <b>B</b> 17 Scouting for Food <b>E</b> 22 Thanksgiving Day <b>R</b>					Roundtable _____ Pack Leader's _____ Date _____ Time _____ Den Leader's _____ Date _____ Time _____ Den Chair's _____ Date _____ Time _____ Pack _____ Date _____ Time _____ Roundtable _____ Pack Leader's _____ Date _____ Time _____ Den Leader's _____ Date _____ Time _____ Den Chair's _____ Date _____ Time _____ Pack _____ Date _____ Time _____ Roundtable _____ Pack Leader's _____ Date _____ Time _____ Den Leader's _____ Date _____ Time _____ Den Chair's _____ Date _____ Time _____ Pack _____ Date _____ Time _____
<b>D</b> <b>E</b> Giving Gifts <b>C</b> <b>E</b> 8 Immaculate Conception—C <b>M</b> 12-19 Hanukkah—J <b>B</b> 25 Christmas <b>E</b> <b>R</b>					Roundtable _____ Pack Leader's _____ Date _____ Time _____ Den Leader's _____ Date _____ Time _____ Den Chair's _____ Date _____ Time _____ Pack _____ Date _____ Time _____ Roundtable _____ Pack Leader's _____ Date _____ Time _____ Den Leader's _____ Date _____ Time _____ Den Chair's _____ Date _____ Time _____ Pack _____ Date _____ Time _____ Roundtable _____ Pack Leader's _____ Date _____ Time _____ Den Leader's _____ Date _____ Time _____ Den Chair's _____ Date _____ Time _____ Pack _____ Date _____ Time _____
<b>J</b> 1991 <b>A</b> <b>N</b> Fiesta <b>U</b> 1 Solemnity of Mary—C <b>A</b> 6 Epiphany—O <b>R</b> 21 Martin Luther King Jr. Day <b>Y</b>					Roundtable _____ Pack Leader's _____ Date _____ Time _____ Den Leader's _____ Date _____ Time _____ Den Chair's _____ Date _____ Time _____ Pack _____ Date _____ Time _____ Roundtable _____ Pack Leader's _____ Date _____ Time _____ Den Leader's _____ Date _____ Time _____ Den Chair's _____ Date _____ Time _____ Pack _____ Date _____ Time _____ Roundtable _____ Pack Leader's _____ Date _____ Time _____ Den Leader's _____ Date _____ Time _____ Den Chair's _____ Date _____ Time _____ Pack _____ Date _____ Time _____
<b>F</b> Blue and Gold Traditions <b>B</b> 3 Scout Sunday <b>R</b> 9 Scout Sabbath <b>U</b> 13 Ash Wednesday—C, P <b>A</b> 18 Washington's Birthday <b>R</b> <b>V</b>					Roundtable _____ Pack Leader's _____ Date _____ Time _____ Den Leader's _____ Date _____ Time _____ Den Chair's _____ Date _____ Time _____ Pack _____ Date _____ Time _____ Roundtable _____ Pack Leader's _____ Date _____ Time _____ Den Leader's _____ Date _____ Time _____ Den Chair's _____ Date _____ Time _____ Pack _____ Date _____ Time _____ Roundtable _____ Pack Leader's _____ Date _____ Time _____ Den Leader's _____ Date _____ Time _____ Den Chair's _____ Date _____ Time _____ Pack _____ Date _____ Time _____

<p><b>Sea Adventures</b></p> <p>M 18 First day of the month of          A Ramadan—L          R 24 Palm Sunday—C, P          C 20 Good Friday—C, P          H 30 April 9 Pasover—L          31 Easter Sunday—C, P</p>					<p>Date _____ Time _____</p> <p>Peak _____</p> <p>Roundtable _____ Time _____</p> <p>Date _____ Time _____</p> <p>Peak Leaders' _____ Time _____</p> <p>Date _____ Time _____</p> <p>Den Leaders' _____ Time _____</p> <p>Date _____ Time _____</p> <p>Den Chalk' _____ Time _____</p> <p>Date _____ Time _____</p> <p>Peak _____ Time _____</p> <p>Roundtable _____ Time _____</p> <p>Date _____ Time _____</p> <p>Peak Leaders' _____ Time _____</p> <p>Date _____ Time _____</p> <p>Den Leaders' _____ Time _____</p> <p>Date _____ Time _____</p> <p>Den Chalk' _____ Time _____</p> <p>Date _____ Time _____</p> <p>Peak _____ Time _____</p>
<p><b>Canada, Our Neighbor</b></p> <p>P 8 Buddha Day—B          R 12 Last Friday in the month of Ramadan—L</p> <p><b>Working with Wood</b></p> <p>9 Feast of the Ascension—C          12 Mother's Day          M 15 Annonie Priesthood          A Commemoration—M          Y 18 Armed Forces Day          19-20 Shavuot—J          26 Pentecost—O          27 Memorial Day observed</p>					<p>Date _____ Time _____</p> <p>Peak _____</p> <p>Roundtable _____ Time _____</p> <p>Date _____ Time _____</p> <p>Peak Leaders' _____ Time _____</p> <p>Date _____ Time _____</p> <p>Den Leaders' _____ Time _____</p> <p>Date _____ Time _____</p> <p>Den Chalk' _____ Time _____</p> <p>Date _____ Time _____</p> <p>Peak _____ Time _____</p> <p>Roundtable _____ Time _____</p> <p>Date _____ Time _____</p> <p>Peak Leaders' _____ Time _____</p> <p>Date _____ Time _____</p> <p>Den Leaders' _____ Time _____</p> <p>Date _____ Time _____</p> <p>Den Chalk' _____ Time _____</p> <p>Date _____ Time _____</p> <p>Peak _____ Time _____</p>
<p><b>High Country, U.S.A.</b></p> <p>J 4 Independence Day          U 13-14 Muharram (New Year)          L Boglme—L          Y 15 Bun—B          24 Pioneer Day—M</p>					<p>Date _____ Time _____</p> <p>Peak _____</p> <p>Roundtable _____ Time _____</p> <p>Date _____ Time _____</p> <p>Peak Leaders' _____ Time _____</p> <p>Date _____ Time _____</p> <p>Den Leaders' _____ Time _____</p> <p>Date _____ Time _____</p> <p>Den Chalk' _____ Time _____</p> <p>Date _____ Time _____</p> <p>Peak _____ Time _____</p> <p>Roundtable _____ Time _____</p> <p>Date _____ Time _____</p> <p>Peak Leaders' _____ Time _____</p> <p>Date _____ Time _____</p> <p>Den Leaders' _____ Time _____</p> <p>Date _____ Time _____</p> <p>Den Chalk' _____ Time _____</p> <p>Date _____ Time _____</p> <p>Peak _____ Time _____</p>
<p><b>Cub Scout Magic</b></p> <p>G 15 Assumption of the Blessed Virgin Mary—C          S          T</p>					<p>Date _____ Time _____</p> <p>Peak _____</p> <p>Roundtable _____ Time _____</p> <p>Date _____ Time _____</p> <p>Peak Leaders' _____ Time _____</p> <p>Date _____ Time _____</p> <p>Den Leaders' _____ Time _____</p> <p>Date _____ Time _____</p> <p>Den Chalk' _____ Time _____</p> <p>Date _____ Time _____</p> <p>Peak _____ Time _____</p> <p>Roundtable _____ Time _____</p> <p>Date _____ Time _____</p> <p>Peak Leaders' _____ Time _____</p> <p>Date _____ Time _____</p> <p>Den Leaders' _____ Time _____</p> <p>Date _____ Time _____</p> <p>Den Chalk' _____ Time _____</p> <p>Date _____ Time _____</p> <p>Peak _____ Time _____</p>

C—Catholic P—Protestant J—Jewish O—Orthodox B—Buddhist I—Islamic M—"Mormon" A sample of how to fill in the chart is found on page CUB 2!



Boys' Life  
1991-92


**PROGRAM  
NOTEBOOK**



**CUB SCOUT LEADER**

**BOY SCOUTS OF AMERICA**


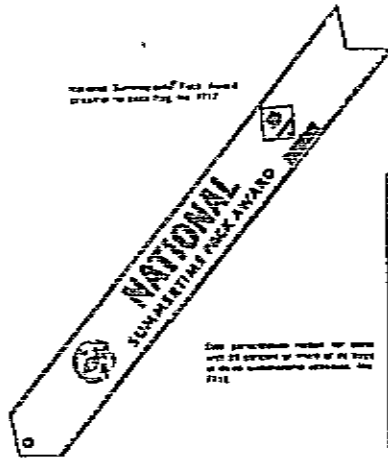
# Cub Scout & Webelos Scout Program Helps 1990-91



Boy Scouts of America



National Summertime Pack Award  
 Please Refer to Pack No. 3737



One summertime pack for each  
 unit or pack of units or for each  
 or more summertime activities. See  
 3737

National Summertime Pack  
 Award Guide  
 No. 3748

Page 4

**APPLICATION FOR NATIONAL SUMMERTIME PACK AWARD**

Date \_\_\_\_\_

This is to certify that  
 Cub Scout Pack No. \_\_\_\_\_ of District Organization \_\_\_\_\_  
 has qualified for this award by conducting a pack activity in the summer months of 19 \_\_\_\_\_

JUNE      JULY      AUGUST

Type of pack activity \_\_\_\_\_  
 Number of days participating \_\_\_\_\_  
 Number of boys qualifying (NFA-Cub Scout) participating \_\_\_\_\_  
 Number of Cub Scouts participating \_\_\_\_\_  
 Number of Wiscota Scouts participating \_\_\_\_\_  
 Number of parent/leader members participating \_\_\_\_\_

Please send us the following National Summertime Pack Award and  
 one Pack Award Certificate, No. 3737  
 one Pack Award Envelope, No. 3737

Cubmaster \_\_\_\_\_  
 For Pack Council \_\_\_\_\_

Date received \_\_\_\_\_  
 Please print \_\_\_\_\_  
 Sent to \_\_\_\_\_

**TO ASSURE PROMPT RECOGNITION, SUBMIT APPLICATION TO  
 POSSIBLE AFTER YOUR SUMMERTIME ACTIVITY.**

## PLANNING SUMMERTIME ACTIVITIES

### TO: THE PACK COMMITTEE

Plan to give the members of your pack a sturdy Cub Scout program in the summer months and earn the National Summertime Pack Award, too. A key response for a year and receives a full year of Cub Scout fun and activities. Having a summer program keeps a pack healthy, bonded, interested, and Cub Scouts eager to rejoin for another year. Your pack must qualify before a date and individual Cub Scouts may be recognized.

### The Requirements

All the pack has to do is to plan and conduct a sturdy pack activity for June, July, and August. The whole idea is to keep your pack together and bring things during the summer when boys have the most free time.

### Recognition

A pack committee member should keep the records of activities, participation of boys, and attendance of Cub Scouts. Submit the application form on page 2 to the council service center as soon as the end of August as possible. An appropriate date meeting ceremony should be planned to the presentation of the awards, which are:

**For the pack:**  
 A banner certificate suitable for display and an attractive program for the pack flag.

**For the boys of the award-winning pack:**  
 A certificate for each boy that has 50 percent or more of his boys participating in each of the three activities.

**For the boys of the award-winning pack:**  
 A pin for each boy who takes part in all three of the summertime activities.

### HOW TO PLAN

- Use the planning sheet as a place to record your organized and completed pack activities (page 4).
- Planning for summertime activities should be a part of the annual program planning conference. At that conference, leaders accept the challenge to earn the National Summertime Pack Award. The pack committee should make suggestions for activities, check points in Cub Scout Program Guide, and, if desired, appoint a task force to give leadership in the summer program.
- At the April pack leaders' meeting, the task force should have specific recommendations to make. Parents and leaders should be involved from the beginning, but make this an item on the agenda for the April pack meeting.
- Formulate your plans around family vacation times. Share the "Cub Scout Summer Program" literature, avoid each record. Avoid Get ideas if you can. Secure a list of community events at well as district and council events to which you can participate. Avoid date conflicts. Do not schedule a pack activity at the same time as a major community event that the families may want to take part in. However, some pack meetings may coincide with and be a part of some major events.
- Check with your council organization both to get their full support for your plans and to be sure that there is no conflict with events they have scheduled.

- Use the summertime program as a way to bring new boys into the Cub Scout family. Invite Cub Scout-aged boys and their families to take part in events. It is a great opportunity for them to see firsthand the fun of the Cub Scout program. Find new ideas as you go.
- Webelos den leaders can use summertime activities to support activity budgets. Plan fun, free, and simple events around the budgets that boys are working on.
- Use parents as partners and leaders of activities. Involve all family members—grandparents, brothers, sisters. Any family member who may have been too busy to attend during fall and spring should be invited to take with the summer program.
- Promote the summertime program as being great for those leaders who will not be going away on vacation. Make your plans sound like an advance vacation.

### SUMMERTIME ACTIVITIES Where To Go and What To Do

Summertime is definitely Cub Scout time when your boys want to go, but not usually a time when families are very busy and so can't really budget to the pack and come closer to their boys. Use your Cub Scout Activity Book, No. 3637, for ideas. Here are some suggestions:

**Seeing Things Made**  
 Hand-crafting items such as scarves, sunshades, neckties, or headbands, or make, paint, paper, cardboard, or other small objects like.

**How Your City Goes**  
 Picnic, hike, water, golf, arrange to watch a game, picnic and to a stadium, city hall, zoo, museum, telephone building, post office, hospital, news paper publisher, and more and represent stories.

**How Your City Is Paid**  
 Truck races and drive 'n' drive, boat races, water polo, food processing, cooking, and baking events, scavenger and meet to enjoy packing houses, breweries, dairy, and ice cream plants, city markets, restaurants and parking, food and more.

**How Your City Feels**  
 Ski, boat, truck, football, soccer, airplane, boat, and driving interests and fun.

**Learning About Your Heritage**  
 All galleries, museums, and memorials, historical and living, folk, and science, monuments, and even historical sites; houses of worship, state courts, legislative hall, library, science center and local historical, natural local historical celebrations, and local activities.

**Let's Go Outdoors**  
 Parks, forests, arboreta, botanical gardens, conservatories, fish hatcheries, game preserves, or wild bird refuges; hiking and nature walks; and gardens, field camps, and other scenic events; picnic, horse, water, and beaches for swimming, fishing, and boating; camp, canoe, and amusement parks; local outdoor (golfing) and athletic; easy military operations, and recreational areas; facilities for family sports, rock pools, and parties.

Use the Summer Program at your summertime directory or call the local information person at your council or state area office for information.

Page 3

CUB SCOUT LEADERSHIP TRAINING

# Cub Scout Leader Basic Training



BOY SCOUTS OF AMERICA 





# CUB SCOUT PACK NATIONAL QUALITY UNIT AWARD

- REPORT OF ACHIEVEMENT FOR PAST CHARTER YEAR—(A)
- COMMITMENT FOR COMING CHARTER YEAR—(B)
- CERTIFICATION OF QUALITY UNIT STATUS—(C)

Cub Scout Pack Achievement and Commitment—Unit must achieve six of eight to qualify as a quality pack. (Three (\*) required, plus an additional three = total six)

Pack number \_\_\_\_\_ Chartered organization \_\_\_\_\_

Town \_\_\_\_\_ State \_\_\_\_\_ Recharter month \_\_\_\_\_

District \_\_\_\_\_ Council \_\_\_\_\_

**(A)**  
Past  
Year

**(B)**  
Coming  
Year

Mark Yes (Y) or No (N) in each box under heading in each column.

- |     |                          |                          |   |
|-----|--------------------------|--------------------------|---|
| *1. | <input type="checkbox"/> | <input type="checkbox"/> | CUBMASTER: To be selected and approved by the head of the chartered organization. If new, to review <i>The New Cubmaster</i> fast-start training videotape, AV-017, and <i>Cub Scout Viewer Guide</i> , AV-0229G.   |
| *2. | <input type="checkbox"/> | <input type="checkbox"/> | ASSISTANT CUBMASTER: We will have one or more assistant Cubmasters that will be registered and active. (At least one of the assistant Cubmasters will be qualified to succeed the Cubmaster)  |
| *3. | <input type="checkbox"/> | <input type="checkbox"/> | PACK MEETINGS: We will hold a minimum of nine pack meetings a year, including one pack sum-<br>mertime activity.  |
| 4.  | <input type="checkbox"/> | <input type="checkbox"/> | TIGER CUBS: We will have a Tiger Cub group affiliated with our pack.  |
| 5.  | <input type="checkbox"/> | <input type="checkbox"/> | SERVICE PROJECT: To be conducted annually; preferably to the chartered organization or the<br>community, or participate in the World Friendship Fund.   |
| 6.  | <input type="checkbox"/> | <input type="checkbox"/> | ADVANCEMENT: 50 percent or more of our Cub Scouts will advance a rank or we will have a 10<br>percent increase over a year ago. Approved rank advancements for this recognition would<br>include Bobcat, Wolf, Bear, Webelos, and Arrow of Light.<br>_____ Number of Cub Scouts at the beginning of the past pack charter year<br>_____ Number of above Cub Scouts that advanced a rank during the pack charter year<br>_____ Percentage of above Cub Scouts that advanced a rank during the pack charter year or<br>_____ Percentage of rank increase over a year ago. |
| 7.  | <input type="checkbox"/> | <input type="checkbox"/> | BOYS' LIFE: 50 percent or more of our Cub Scout members will subscribe to <i>Boys' Life</i> magazine<br>or we will have a 10 percent increase over a year ago.<br>_____ Number of Cub Scouts subscribing at the beginning of the past pack charter year.<br>_____ Number of Cub Scouts subscribing at the beginning of the new pack charter year.<br>_____ Percentage of increase subscribing over a year ago or<br>_____ Percentage of Cub Scouts subscribing at the beginning of new charter year.  |
| 8.  | <input type="checkbox"/> | <input type="checkbox"/> | MEMBERSHIP: We will recharter with an increase in youth registered over a year ago.<br>_____ Number of Cub Scouts registered at the beginning of the past charter year.<br>_____ Number of Cub Scouts registered at the beginning of the new charter year.<br>_____ Number of increase or decrease over a year ago.   |

**(C)** Achieved past year National Quality Unit Award  Yes  No

Date \_\_\_\_\_

Commissioner \_\_\_\_\_

Cubmaster \_\_\_\_\_

Instructions: Use ballpoint pen. Follow information noted above.  
**Top Sheet.** Council copy, attach to charter application along with Quality Unit Recognition Order Form, No. 14-238C.  
**Bottom Sheet.** Unit copy; back contains interpretation for Quality Unit Award.

# Scouting

MARCH-APRIL 1991


A FAMILY MAGAZINE

## Good Times Roll at the Pinewood Derby

#3136 551D8603 03 MIXED STATES  
#D1YF7L55MH4#0306JAN92  
LINDA J ANDERSON  
3709 TRAIL ROAD  
BELTON SC 29627

# JUNE THEME BACKYARD FUN

Webelos Activity Badges—Athlete, Sportsman



The key word in this theme is "fun." Some of it may occur in the backyard, but with summer arriving, many boys' thoughts are turning to swimming and water sports.

So it's a good time to get in the swim as well as in the backyard (or do both if den parents have a backyard swimming pool.)

Dens will practice swimming or enjoy dry-land games and perhaps learn some nature lore on hikes in your community. In any case, concentrate on outdoor activities.

The pack's big event will be a picnic highlighted by a water carnival.

This theme is designed to achieve Cub Scouting's purposes of:

- Encouraging good sportsmanship and pride in growing strong in mind and body.
- Improving understanding within the family.
- Providing fun and exciting new things to do.
- Preparing boys to become Boy Scouts.

**PLANNING THE PACK ACTIVITY.** The site for the water carnival and pack picnic could be a public pool or waterfront. If you can't make arrangements for such a site, try high school and college pools and YMCA and YMHA pools. Some motels will permit use of their pools in off-hours if safety is assured. Ask the help of your district's Cub Scouting or health and safety committee, which may have a list of possible sites for water fun.

No matter where you go, use Scouting's Safe Swim Defense plan. This is an eight-point plan to assure safety for swimming activities. For details of the

Safe Swim Defense, see pages 92-93 in the Cub Scout Leader Book. Even if your site has professional lifeguards and strict rules for safety, use the Buddy System for swimming, which is Point 7 in the Safe Swim Defense.

Appoint the following committees:

- Site—To secure a pool or waterfront and establish the Safe Swim Defense.
- Program—To plan the events for the water carnival. See the events on these pages and pages 2-45 through 2-47 of the Cub Scout Leader How-To Book. Other contests are on pages 3-9 in the booklet Cub Scout Sports: Swimming (Supply No. 2163).
- Picnic—To coordinate planning for the picnic meal. In many packs, ice cream and soft drinks are furnished by the pack.
- Transportation—If necessary for some families to reach the site.

**NOTE:** The Sportsman and the Athlete badges are suggested for Webelos dens this month. However, Webelos den leaders may want to concentrate instead on the Aquanaut activity badge to prepare their dens for the water carnival.

## DEN ACTIVITIES

Now is the time to put away your den meeting plan sheets for the summer and have relaxed, informal den activities. Call on the parents to do most of the planning and conducting of these events. If necessary, change your meeting time so that parents can join the fun.

Ideally, den activities should be held at a pool or waterfront. Alternative activities are suggested if that is not possible.

If the den does have access to a pool or waterfront, concentrate on improving the

boys' swimming skill. Good swimmers among the den's parents may give instruction. For some excellent advice on teaching swimming, see pages 10-16 of Cub Scout Sports: Swimming.

Use some of the swimming contests shown on these pages and in the Swimming booklet. Don't forget to use the Safe Swim Defense whenever Cub Scouts are in the water.

**Activity 1**—If at a pool or waterfront, check the boys' swimming ability first. Begin instruction for nonswimmers and beginning swimmers. Have a parent lead contests for the good swimmers.

OR

Play some of the Backyard Den Games on the next page.

**Activity 2**—If at a pool or waterfront, continue swimming instruction and water games.

OR

Take a nature ramble in your neighborhood. See how many species of insects the boys can capture in jars. On your return, make a bug zoo (page CUB 3 [JUN 91]). Return insects to their natural habitat after this activity.

**Activity 3**—Continue swimming instruction. Play water games, including Save Me! (page CUB 2 [JUNE 91]).

OR

Challenge another den to a game of softball, basketball, soccer, or Ultimate. See the booklets on those sports in the Cub Scout Sports series.

**Activity 4**—Continue swimming instruction and water games.

OR


Have a parent-son trip to a nature center, wildlife refuge, zoo, or historic site in your area. On your return, have a den family wiener roast or picnic.



**BALLOON PASSING (FOR DEN FAMILIES).** Give each team a balloon inflated to about six inches in diameter. On signal, the first player in each team tucks the balloon under his chin, and without using his hands, passes it to the next player, who must take it under his chin. Continue until all have received the balloon. If the balloon is dropped, it may be picked up with the hands but must be tucked under the chin before being passed.

# JULY THEME HIGH COUNTRY, U.S.A.

Webelos Activity Badge—Aquanant



It's summertime, and the livin' is easy. So is Cub Scouting. It's time for outdoor fun with plenty of action-filled games and learning more about the natural world.

If you live in mountain country, hike into the hills. If not, go wherever you can find nature in the raw—woods; large, wild parks; even a city park. Take along field guides to trees, birds, and rocks.

Dens may have a nature ramble or two, a parent-son fishing outing, or a trip to a nature center or zoo. Consider a simple conservation project, too, to stress the importance of saving our natural environment.

The pack's highlight may be a nature hike led by an experienced outdoorsman, with several projects enroute, or a Mountain Treasure Hunt.

This theme is designed to achieve Cub Scouting's purposes of:

- Developing habits and attitudes of good citizenship.
- Fostering a sense of personal achievement by developing new interests and skills.
- Showing how to be helpful and do one's best.
- Preparing boys to become Boy Scouts.

**PLANNING THE PACK ACTIVITY.** An excellent outing would be a nature hike of perhaps two or three miles led by a naturalist or outdoorsman who knows your area's flora and fauna. If none of the pack's parents qualify, ask at the local council service center. Its list of merit

badge counselors for Boy Scouts will include experts in nature, and one of them may be willing to lead the hike.

The purpose of the hike will be to show your Cub Scouts what to look for in nature and to find it. You may also include several projects enroute, such as collecting rocks or insects (Wolf Achievement 6); learning to identify poison plants (Wolf Elective 18); setting out a bird feeder (Bear Achievement 5); plaster casting animal tracks (page 3-40, Cub Scout Leader How-To Book); and making an ant farm (page 8-18, how-to book).

As an alternative to the nature hike, you may have a Mountain Treasure Hunt. The treasure hunt explained on page CUB 3 JUL 91 is basically a big obstacle course. For another type of treasure hunt, see page 9-10 of the how-to book.



**LITTER BARREL.** Clean and paint a big oil drum. Decorate as desired. With permission of local authorities, set it out on a busy sidewalk. Be sure the municipality will empty it.

The site for the treasure hunt may be any open area. Ideally it ought to be at least a half-mile square so that the dens must travel some distance between obstacles or stations.

Appoint the following committees:

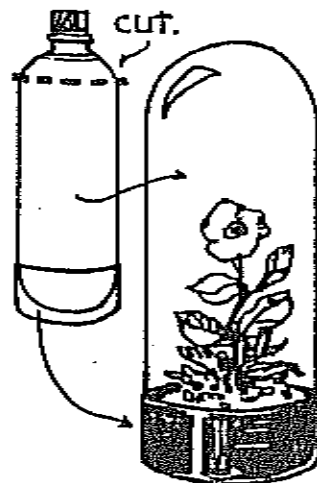
- **Site**—To arrange for a location for the Mountain Treasure Hunt, if you're having it instead of the hike.
- **Picnic or Wiener Roast**—If planned.
- **Transportation**—If some families need it to get to the site.

## DEN ACTIVITIES

Call on the den's parents' again this month to plan and lead activities. Include at least one nature ramble in a neighborhood park. Borrow field guides to trees, birds, and rocks from your public library to help identify what the boys find. See pages 8-3 through 8-5 of the Cub Scout Leader How-To Book for activities on the ramble.

Consider having a den conservation project. See the ideas on page 8-24 of the how-to book and the Bird Bath and Litter Barrel in these pages.

In line with the High Country, U.S.A. theme, you may want to have the boys learn how mountains are formed. The processes are explained on pages 190-192 of the Webelos Scout Book.



**SODA BOTTLE TERRARIUM.** Separate the black bottom from a two-liter plastic soda bottle. Fill the bottom with potting soil and plant small plants as desired. Moisten the soil. Cut the spout top off the bottle, turn it over, and it becomes a dome for the terrarium. From 1983 Pow Wow Book, Heart of America Council, Kansas City, Kan.

**Activity 1.** Have Cub Scouts and parents take a nature ramble in a park or nearby wild area. Identify birds, trees, insects. End with a family wiener or marshmallow roast.

**Activity 2**—Challenge another den to a game of softball, basketball, or other sport. Include parents on the teams. End with a family picnic for both dens.

# AUGUST THEME CUB SCOUT MAGIC

Webelos Activity Badge—Traveler



What Cub Scout-age boy doesn't love a bit of magic or a good trick or puzzle? It's even better if he is the one performing the trick.

So this month your boys will enjoy learning some new tricks and staging a magic show as one of the highlights of the August pack activity. Dens may spend time during den activities working on their magic acts and may also have outdoor activities such as swimming and sports.

A second highlight of the pack activity may be a space derby for propeller-driven, rubber-band-powered models they have built with help from parents.

This month's theme is designed to achieve Cub Scouting's purposes of:

- Encouraging good sportsmanship and pride in growing strong in mind and body.
- Fostering a sense of personal achievement by developing new interests and skills.
- Providing fun and exciting new things to do.

**PLANNING THE PACK ACTIVITY.** The big event may be held either outdoors or at your regular meeting place. If you're holding a space derby, outdoors may be best because a course about 100 feet long is recommended for the derby. An out-

door site also suggests a family picnic after the magic show and space derby.

The magic show will be staged by the Cub Scout dens. But if there is an amateur magician among the pack's parents, he or she might show a few tricks, too.

Appoint a committee to plan and conduct the space derby, if you are having one. The committee should secure rocket kits in time so that each Cub Scout will have his not later than the first den meeting of the month. The kits may be purchased from your Scout distributor store or local council service center in single boxes or packages of eight (Supply No. 1694).

Each boy assembles his own rocket at home, working with parents.

The rockets fly on a fish-line course about 100 feet long. They are started from a launch rack. If the pack does not have a launcher or can't borrow one from a neighboring pack, assign parents to build one from the plans in each derby kit.

Suggestions for running a space derby are on pages 9-45 to 9-47 in the Cub Scout Leader How-To Book.

Special space derby awards, available from Scout distributors and service centers, are shown on pages 10-11 of the how-to book.

Consider asking your Cub Scouts to

invite their nonmember friends to the August activity. You may recruit new members in that way.

## DEN ACTIVITIES

Building model rockets for the space derby is a son-parent project, so no work is done on them in den meetings. However, if most of the boys have finished their models by the time of the last den activity this month, you can let them test their rockets by rigging a taut fishline between two trees or poles.

Several magic feats, tricks, and puzzles are shown on these pages. You will find many more in *Cub Scout Magic*, Supply No. 3219. Also see Chapter 7 of the *Cub Scout Leader How-To Book*, the *Magic Elective 13* in the *Big Bear Cub Scout Book*, and pages 62-74 in the *Den Chief Handbook*.


Involve the den's parents again this month in planning and running den activities. The suggested activities below include plenty of physical action as well as practicing magic.

**Activity 1.** Distribute the space derby kits, if the boys don't already have them. Explain that they are to assemble their rockets at home, with help from parents, in time for the pack activity.

Practice a few magic tricks and try a puzzle or two. Begin planning for the den's magic show at the pack activity. Play an active game like *Pioneers and Indians* (page 2-16, *Cub Scout Leader How-To Book*). Parents may be the *Pioneers*, *Cub Scouts the Indians*.

**Activity 2.** Practice more magic and try tricks and puzzles. Continue planning the den's magic act.

Then have games in one or more Cub Scout Sports, such as softball, baseball,



**MAGICIAN'S COSTUME.** Use cloth dyed black for the cape. For the top hat, measure the boy's head and cut brim to fit from black cardboard, leaving tabs so that it can be attached to crown. Cut crown from black construction paper and glue to tabs.

# CUB SCOUTS SPORTS LITERATURE

Available from local distributors and  
 council service centers, after  
 January 1, 1985

