

WEBELOS ACTIVITY BADGE GUIDE BOOK
for WOHALI DISTRICT
GREAT SMOKY MOUNTAIN COUNCIL, B.S.A.

**A dissertation submitted to
the Piedmont-Appalachian College of Commissioner Science
in partial fulfillment of the requirements for the degree of
Doctor of Commissioner Science**

by

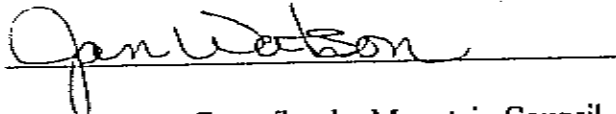
DON DARE

Assistant District Commissioner

Wohali District, Great Smoky Mountain Council B.S.A.


May 15, 1999

ADVISOR APPROVAL




Jan Watson, Great Smoky Mountain Council


Advisor to Don Dare




Blue Ridge Council



Daniel Boone Council



Palmetto Council




Sequoyah Council

ADVISOR APPROVAL

To the Advisors for the Doctorate Program at Piedmont-Appalachian College of Commissioner Science, I am submitting a thesis written by Don Dare titled "Webelos Activity Badge Guide Book" as partial fulfillment of the requirements for the degree of Doctor of Commissioner Science.

I recommend that this thesis be accepted as partial fulfillment of the above-mentioned requirements.



Jan Watson
Advisor to Don Dare
Great Smoky Mountain Council

TABLE OF CONTENTS

	Page
Advisor Approval	A
Thesis Statement	1
Chapter I -- Background of Webelos Activity Badge	2
Chapter II -- Webelos Advancement	5
Physical Skills Group	5
Mental Skills Group	6
Community Group	6
Technology Group	6
Outdoor Group	6
Chapter III -- Webelos Badge Requirement	7
Compass Points	8
Arrow of Light	8
Chapter IV -- Research and Statistics	10
Pack 154	10
Pack 243	12
Analysis Pack 154	13
Analysis Pack 243	14
Comparison Pack 348	14
Analysis Pack 348	16
What has made the difference?	16

Comparison of Packs	17
Chapter conclusion.....	18
Chapter V -- Leader comments	19
Chapter VI -- Conclusions, Needs, and Surprises!	21
Chapter VII -- Webelos Activity Badge Guide Book	23
Bibliography	28
Outline	29

Don Dare

College of Commissioner Science

Doctoral Thesis

May 15, 1999

WEBELOS ACTIVITY BADGE BOOKLET

THESIS STATEMENT

The purpose of this paper is to provide Webelos Scout leaders in the Wohali District of the Great Smoky Mountain Council with an Activity Pin Reference Guide for the greater Knoxville, Tennessee area.

All too often, leaders in a new Cub Scout Pack are not aware of the available resources, i.e., parks or nature centers, where Webelos Activity Badges or Pins can be earned. As a result, many Webelos do not earn some of the pins. Why? Thus, they miss out on fun as well as excellent preparation for the world of Boy Scouts and its Merit Badge Program.

I conducted a survey of which pins were being earned the least. Also, I asked leaders why the badges aren't being earned. Through the questioning process of leaders, I found out where the need for help was and asked why. Was it that leaders lack knowledge of resources or fear leading a class which they believe they know little about? Additionally, was there a place where they can learn the activity and eventually lead it?

If used properly the reference book can be the key to these resources.

CHAPTER 1

BACKGROUND OF WEBELOS ACTIVITY BADGES

The world of Webelos Cub Scouting is a time for exploration, for preparation to be Boy Scouts and an opportunity for fun. Since Cub Scouting began in 1930, the program has undergone several changes. At first, Cubs advanced from the rank of Bobcat, to Wolf, Bear, and Lion, and joined the Boy Scout troop at age 12. In 1941 the Webelos rank was added. It was for the 11 year old boy who had completed his Lion Badge. The Webelos badge at the time looked like the Arrow of Light patch we know today.

In 1967 the Lion rank was replaced by the Webelos Scout program. This was for the 10-year old Cub Scout and offered him a program with fifteen Activity Badges in a variety of areas such as Geology, Engineering and Sports. By the mid-1980's the number of Activity Badges increased to twenty, its present number. The Webelos program pointed the Webelos Scout toward the Arrow of Light, Cub Scouting's highest award. The Webelos Scout program also better prepared the Scout for the transition to Boy Scouts.

The major goal of Webelos Scouting is to give the scouts a taste of what it is like to be a Boy Scout and to get them used to how Boy Scouting is structured. Webelos Scouts learn that it is their responsibility to earn their Activity Badges. They are helped by their den leaders and Activity Badges Councilors or adults who volunteer to host an Activity Badge. Parents play a new, more supportive, and less directive role with Webelos Scouts compared to Cub Scouting.

The den conducts some projects that can be credited towards the ranks and activity

badges that the boys earn, but not all of the requirements are addressed at den meetings. This is deliberate. The Webelos Scouts learn that if they wish to advance, they are responsible for meeting the requirements outside den meeting times. This is patterned after Merit Badge and advancement process in a Boy Scout troop. The activities themselves are designed to appeal more to the older boy and are patterned after Boy Scout Merit Badge requirements.

It is in Webelos that the world of outdoor scouting begins to open up. With their parents, the Webelos are able to camp and go on other outdoor activities with their den and with Boy Scout troops. They may also be given opportunities to participate in Boy Scout troop meetings and other scouting events such as camporees.

In short, Webelos Scouting is the transitional program between Cub Scouting and Boy Scouting. At the end of the Webelos program, the scouts truly have a taste for what Boy Scouting is all about and have a head start in proceeding through the Boy Scout program.

To achieve that head start for Boy Scouts, it's important for Webelos scouts to work on as large a variety of Activity pins as possible. In order to derive some conclusions for this dissertation various questions will be raised. They include:

1. Which activity pins are earned the least? Why?
2. Is it because the boys are not interested?
3. Is it due to the fact that Webelos leaders don't have the resources to conduct the activity?
4. Is it because the leaders don't know where to turn to find someone to help lead the activity badge requirements?

In order to answer some of these questions, a statistical survey will be taken from

Advancement Reports given to the Great Smoky Mountain Council's Advancement Committee. The number of Webelos Activity Badges earned over a two year period were counted from two of Wohlen District's largest Cub Scout packs. Additionally, interviews were conducted with various Webelos scout leaders to determine which pins are popular...which pins are not. The leaders were also surveyed on such questions as: where do they go for help to lead an activity pin when they can't find assistance in their own pack or among parents of their Webelos.

CHAPTER II

WEBELOS ADVANCEMENT

The Webelos program is a two years program for fourth and fifth grade boys. In both years, they worked toward earning Webelos Activity Pins in twenty different areas, arranged in five groups. Fourth grade boys work toward the Webelos Badge. Fifth grade boys after earning the Webelos Badge work toward earning the Arrow of Light, the highest rank in Cub Scouting. In addition to the two rank badges, after earning the Webelos Badge, boys work toward the Compass Point Emblem and Metal Compass Points as they earn additional Activity Pins.

The following is a list of the Webelos Activity Pins and their requirements as they appear in the 1999 edition of the Webelos Scout Book. There are two markings that show the required pins for the Webelos Badge and for the Arrow of Light. The markings are as follows:

* = Required for Webelos Badge ** = Required for Arrow of Light

The twenty Activity Badges are divided into five groups of four activities each. The Groups and Activities are as follows:

PHYSICAL SKILLS GROUP:

AQUANAUT

ATHLETE

FITNESS (*)

SPORTSMAN

MENTAL SKILLS GROUP:

ARTIST

SCHOLAR

SHOWMAN

TRAVELER

COMMUNITY GROUP:

CITIZEN (**)

COMMUNICATOR

FAMILY MEMBER

READYMAN (**)

TECHNOLOGY GROUP:

CRAFTSMAN

ENGINEER

HANDYMAN

SCIENTIST

OUTDOOR GROUP:

FORESTER

GEOLOGIST

NATURALIST

OUTDOORSMAN

CHAPTER III

WEBELOS BADGE REQUIREMENTS

There are a number of requirements to attain the Webelos rank, to earn Compass Points, and to eventually attain Cub Scouting's highest rank, the Arrow of Light. Those requirements will be explained in this chapter in order to better understand which Webelos Activity Badges are regularly earned and which ones are not.

The following is a list of requirements for the Webelos rank as it appears in the 1999 edition of the Webelos Scout handbook:

*As with all Cub Scout ranks, you must first earn the Bobcat Badge to be eligible for this award.

*Also, your Webelos Den leader will now sign off your activities (your parent or guardian does NOT sign off the activities as they did when you were a Wolf or Bear).

- 1) Have an adult member of your family read and sign the Parent Guide in this book.
- 2) Be an active member of your Webelos den for 3 months (attendance, den dues, den projects).
- 3) Know and explain the meaning of the Webelos badge.
- 4) Point out and explain the parts of the Webelos Scout uniform. Tell when to and when not to wear it.

- 5) Earn **FITNESS** and two other **Activity Badges** -- one from each of
6
two different activity badge groups.

There are twelve other requirements to achieve the Webelos Badge. However, for the purpose of this paper, listing them is not necessary in order to understand the thesis.

COMPASS POINTS

After earning the Webelos Badge, a Webelos Scout may earn the Compass Points Emblem. It is awarded after the scout earns four more **Activity Badges** in addition to the three he had earned for the Webelos Badge. This is a total of seven **Activity Badges**.

After the Compass Points Emblem is earned, the Webelos Scout may earn a metal **Compass Point** for each four additional **Activity Badges** he earns. There is a maximum of three metal **Compass Points** that may be earned. This makes a total of 16 **Activity Badges** beyond the 3 required for the Webelos badge to earn all parts of the **Compass Points Emblem** and its 3 metal **Compass Points**.
7

ARROW OF LIGHT AWARD

This is the highest award that a boy in the Cub Scout program can earn. There are ten requirements that must be met to achieve this award. For the purpose of this paper only the Webelos **Activity Badge** requirement will be highlighted. That requirement includes:

*Earn five more **Activity Badges** for a total of eight. You already earned three for the Webelos Badge.

The total of eight must include Citizen, Fitness, Readyman, and at least one from the
8
Outdoor Group, one from the Mental Skills Group, and one from the Technology Group.

CHAPTER IV

RESEARCH and STATISTICS

The Great Smoky Mountain Council's Wohali District is located in North Knox County and Union County. In the district there are 23 Cub Scout packs. Like most Districts, the Packs vary in size from as few as ten scouts to as many as one-hundred and ten scouts in a unit.

Two of the larger units are Packs 154 and 243. Pack 154 is located at Powell United Methodist Church in Powell. The Pack is chartered to Powell United Methodist. Pack 243 meets at Brickey Elementary School in Halls. The Pack is chartered to R. Larry Smith and Associates Insurance Agency. Both units have nearly 100 Tiger and Cub Scouts registered. According to Council Registration Forms, there are 18 to 25 Webelos registered in each of these units.

To compare the number of Webelos Activity Pins earned from the two Wohali packs, a similarly sized Cub Scout pack from an adjoining District was chosen. That unit is Pack 346 from Toqua District. It is located in West Knoxville. There are 90 Cub Scouts registered to the unit and, of that number, approximately 20 are Webelos. The purpose of the comparison is to determine whether or not similar Activity Pins are earned.

PACK 154

Statistical research for Pack 154 was taken from Cub Scout Advancement Reports, #34403, kept at the Great Smoky Mountain Council Scout Office. The following number of Webelos Activity Badges were earned for the past two years:

	1998	1997
Aquanaut	3	0
Artist	3	8
Athlete	2	3
Citizen **	25	13
Communicator	11	3
Craftsman	5	3
Engineer	9	9
Family Member	4	1
Fitness *	14	13
Forester	8	12
Geologist	3	0
Handyman	11	1
Naturalist	8	3
Outdoorsman	13	8
Readyman **	13	8
Scholar	3	4
Scientist	10	3
Showman	11	1
Sportsman	3	0
Traveler	4	1
TOTAL	118	94

The number of Webelos Activity Pins were also counted from Advancement Reports for

10

Pack 243 over the past two years. Those numbers are as follows:

	PACK 243	
1998		1997
Aquanaut	4	7
Artist	1	2
Athlete	0	1
Citizen **	7	0
Communicator	12	0
Craftsman	4	0
Engineer	1	0
Family Member	0	3
Fitness *	8	1
Forester	1	9
Geologist	2	0
Handyman	11	7
Naturalist	6	9
Outdoorsman	4	11
Readyman **	12	2
Scholar	8	1
Scientist	1	0
Showman	7	1

	1998	1997
Sportsman	1	0
Traveler	2	5
TOTAL	93	59

Analysis of Pack 154

In looking at the fewest number of Activity Pins earned by Pack 154 over the two year period, the bottom five included:

Aquonaut	3
Artist	3
Geologist	3
Family Member	5
Traveler	5

The Activity Groups represented were spread out. More were missed from the Mental Skills Group (2) than the other 4 groups. One Activity Badge was missed from each of the following: Physical Group, Community Group, and Outdoor Group. The Technical Group was very well represented: 51 Activity Pins were awarded from this group. Perhaps this can be attributed to the profession of Pack 154's Cubmaster, "Bubba" Mays, who is a contractor by trade. Comments from leaders in this pack are quoted in the next chapter.

Analysis of Pack 243

In looking at the fewest number of Activity Pins earned by Pack 243 over the last two years, the bottom five include:

Athlete	1
Engineer	1
Geologist	2
Scientist	1
Sportsman	1

Unlike Pack 154, the Activity groups for Pack 243 were not spread out. Rather, they were bunched up in two main groups: 3 from the Outdoor Group: 2 from the Physical Skills Group.

PACK 348

The number of Webelos Activity Pins earned by Toqua District Pack 348, chartered by Cokesbury United Methodist Church, is in sharp contrast to the number of badges earned by Packs 154 and 243 from Wohali District. All three packs are about the same total size, around 90 to 105 registered scouts. The number of Webelos in each Pack were between 15 and 25. Yet, Pack 348 far outdistanced Packs 154 and 243 in earning Activity Pins. Why? The reason will be analyzed later in this chapter.

First, Advancement Report, #34404, at the Great Smoky Mountain Scout office shows the following Webelos Activity Pins were earned by Pack 348:

	1998	1997
Aquanaut	13	15
Artist	9	13
Athlete	10	4
Citizen **	19	19
Communicator	13	11
Craftsman	9	2
Engineer	1	6
Family Member	4	2
Fitness *	12	11
Forester	22	5
Geologist	7	7
Handyman	6	3
Naturalist	14	4
Outdoorsman	14	10
Readyman **	19	17
Scholar	11	5
Scientist	22	15
Showman	14	5
Sportsman	1	3
Traveler	18	6
TOTAL	238	163

Analysis of Pack 348

The numbers are rather remarkable for this Pack. Only 4 boys earned the Sportsman Badge during the two year period. The high numbers of Pins earned in the other 19 areas are impressive.

Remember now, the two Wohali packs -- 154 and 243 -- are about the same size as Toqua Pack 348. Yet, Webelos in 348 earned far more Activity Pins than Pack 154 and Pack 243, two very active units in the Wohali District.

What's Made the Difference?

Why? What has made the numerical difference in the number of Activity Badges earned among these units? Is it better leadership? More aggressive boys? No, neither of these is the answer.

According to the Webelos Advancement Chairman of the Toqua District, Jeanine McMillian, it has to do with "opportunity."

McMillian says in 1997 and in 1998, Toqua District conducted two Webelos Advancement Days. They're like a mini-Merit Badge College. However, it's designed for Webelos. Toqua District's Cub Scout Advancement leadership surveyed the Packs, asking boys and leaders which Activity Badges they wanted taught at Advancement Day. Five were chosen. In January 1999, the classes included:

Activity Pin	Number Enrolled
Artist	26
Engineer	30

Scientist	30
Showman	26
Readyman	26

Jeanine McMillian, an organizer of Webelos Advancement Day, said each boy is given the opportunity to work on two Activity Pins for the day. There are three 40 minute sessions in the morning and three 40 minute sessions in the afternoon. In between each session is a 10 minute break. The program was both a benefit to the boys and to adult leaders.

Comparison

When you compare the Activity Pins chosen by Toqua District that were part of Webelos Activity Advancement Day they were similar to the least popular Activity Pins earned by Webelos in the two Wohali packs.

Among Pack 154 and 243 in Wohali district, few boys earned Artist, Engineer, Scientist, and Showman pins. Artist, Engineer, Scientist, and Showman are four Activity Badges that Toqua Webelos and their leaders chose for Advancement Day.

According to McMillian, the past two years the Webelos Activity Badge Advancement Day has increased in size. In 1998, the first year the program began, 110 boys attended. In 1999, the numbers jumped to 125 boys.

Conclusion

Clearly, conducting a District-wide Webelos Advancement Day is truly an advantage for Webelos. It not only allows them to be exposed to more opportunities in Scouting, but it also enhances their breath of experience and knowledge, as well as giving them the chance to learn more about themselves and their world. More will be said about the Advancement Day Program in the concluding chapter of this paper.

CHAPTER V

LEADER COMMENTS

A number of Webelos leaders were interviewed in order to determine which Activity Badges were not only the least popular among the boys, but also the most difficult to either teach or find someone to teach. Interestingly, the fewest earned pins almost parallel the fewest earned as researched in Chapter IV. They include: Artist, Engineer, Scientist, and Geologist.

Gail Davenport, Pack 450, Cubmaster and former Webelos leader, said "Geologist is not very popular among the boys because it's boring to them."

Carol Bettis, Pack 83 Webelos leader, concurred with Davenport. Bettis said, "Geologist is hard to coordinate because you have to depend on others to teach it." So, in her Pack, she said few boys earn their Geologist Badge.

Webelos leader Nancy Watson, Pack 100, says while Scientist and Artist are fun to teach, her boys "aren't always enthusiastic" about the classes. Could it be the way they're taught, I asked? She said "yes" it would be better if she and other leaders could hold an Advancement Day as provided in Toqua District.

A number of Webelos leaders said their boys didn't earn certain badges, especially the Outdoor Group pins -- Craftsman, Forester, Geologist, and Naturalist -- because they didn't have access to a "qualified" instructor.

Jill Reesor, Pack 131, said she "felt like a mental midget" trying to teach either Forester or Naturalist. As a result, she said, few of her boys earn the pin because she doesn't have "the resources."

On the other hand, co-Webelos leaders Susan Wiggins and Francis Adams, Pack 388, said many of the Outdoors Activity pins are "easy" to teach because "we have the Great Smoky Mountains right nearby" and a wealth of instructors to help.

Others made similar comments. Gail Davenport said she depends on the IAMS Nature Center to help her with some Outdoor Group pins. Carol Bettis said she calls on the Red Cross for help teaching Readyman.

Donna Martin, Webelos leader for Pack 26, said she'd "like to provide" her boys with "as many opportunities to earn Activity Pins as possible." However, since she's a new leader, Martin said she's "not familiar with the various resources" available in East Tennessee from which her Webelos might benefit.

She felt that a pamphlet outlining or providing leads as to where Activity Pins can be earned would be a good idea and badly needed in the Wohali District.

Another leader, Dorothy Moyers, a Cubmaster for Pack 25, echoed Martin's feelings. Moyers said she's been "wanting to see one of those help guides" for her group of boys "for a long time."

Moyers said having a Activity Pin Booklet for Webelos "would save time for leaders" and would be a "benefit to the scouts."

Based on the comments of these many leaders, it's clear that a Webelos Activity Badge handout would be a valuable asset to the District. It would help boys achieve their advancements, and help leaders spend more time on other things to help improve their Webelos program.

As an Assistant District Commissioner for the Wohali District, I believe the handout will be beneficial to units within the District.

CHAPTER VI

CONCLUSION, NEEDS, AND SURPRISES

Without a doubt, Webelos leaders need resources. They need to know of places where they can go to take their boys so they can earn Activity Badges, or people who can teach some of the Activity Pins offered in the Webelos program.

Many of the badges can easily be taught by the leaders themselves. After all, the Webelos book provided by the Boys Scouts of America is self-explanatory. However, as some leaders described in the previous chapter, they sometimes don't feel confident to lead a class. Also, some leaders believe it important to bring in "real experts" who can make the Activity Badge subjects as fresh and as interesting as possible for the boys to learn and enjoy what they're being taught. However, that is often easier said than done.

NEED

Based on the research shown in this paper and the comments of many leaders, the need for an Webelos Activity Badge Resources Book is present.

"Oh, yea, I'd love to have my hands on one," said Jill Reesor of Pack 131. It would "cut down on a lot of anxious nights," she said referring to the time she spends studying the Webelos book in preparation to teach an Activity Pin.

SURPRISE FINDING

However, the surprise in conducting research for this paper came from Janine McMilian, leader of Webelos Advancement Day for Toqua District. The program that she and other leaders in her District started in 1997 works!

Boys advance in big numbers. Webelos Advancement Day gives them the chance to achieve Activity Pins they may not have attained. Also, leaders are happy. That's because the burden of trying to find someone to teach an Activity Pin is taken from their shoulders of responsibility.

As a Wohali District Unit Commissioner, I will recommend to the District Chairman, District Commissioner, Advancement Chairman, and Program Chairman that a Webelos Advancement Activity Program be planned for either late 1999 or early 2000. I will suggest that Pack Committee members be called on to help find and recruit experts. As a suggestion, I would recommend we adopt some of the same plans as Toqua District: that boys and adult leaders be surveyed to assess which pins are wanted and which ones are needed.

CHAPTER VII
WEBELOS ACTIVITY BADGE GUIDE BOOK
FOR WOHALI DISTRICT

Throughout the Great Smoky Mountain Council and East Tennessee there are many beautiful and educational places to visit in order to achieve Webelos Activity Pins. Check the Webelos Badge to be earned and note the corresponding place to call or visit:

AQUANAUT -- Norris Dam State Park Swimming Pool
Knoxville YMCA
University of Tennessee Aquatic Center

ATHLETE Powell High School Athletic Field
Halls High School Athletic Field
Powell Middle School Soccer Field

CITIZEN Local school library
Local Knox County library
Visit Knox County Commission meeting.

COMMUNICATOR

Visit local television station --
call Public Relations office.
Visit local public library's computer room.
Visit local library.

CRAFTSMAN Attend self-help class at Lowe's or Home Depot Home Improvement Store -- see store manager.

Contact local contractor.

Call Knoxville Utility Board (KUB) Public Relations Office for tour.

Call Tennessee Valley Authority (TVA) for tour of power plant.

FITNESS Go to local high school athletic field.

Go to local community baseball park or soccer field.

FORESTER IAMS Nature Center

Great Smoky Mountain National Park

Public library reference library

GEOLOGIST IAMS Nature Center

HANDYMAN Visit local service station with garage.

Go to self-serve car wash or wash car at home.

Visit local bicycle shop.

NATURALIST IAMS Nature Center

Great Smoky Mountain National Park

OUTDOORSMAN Go on Webelos den camping trip.

Go to camp store.

READYMAN Call American Red Cross.
ask for Youth Director for CPR class.

Call Rural Metro Fire/Rescue Station
ask for CPR class.

SCHOLAR	Set up appointment to visit local school principal.
SHOWMAN	Visit Musical Theater or Comedy Barn in Pigeon Forge. Organize Christmas singing group to perform at local retirement home. Attend a musical recital at the University of Tennessee.
SPORTSMAN	Participate in any community sports program. Attend local football, baseball, or basketball game.
TRAVELER	Go on overnight trip with parent or guardian.

These are just a few ideas of what Webelos can do or where they can go to earn their Activity Pins. The following is a list of other activities in order to have a more successful and fun-filled time in Cub Scouting.

PLACES TO VISIT

- American Museum of Science and Energy -- Oak Ridge
- Big South Fork State Park
- Dollywood -- Pigeon Forge (Ask for Scout discount.)
- Gatlinburg
- Great Smoky Mountain National Park
 - Cades Cove Riding Stables and hayrides around Loop
 - Tuckaleechee Caverns guided tour
- Knoxville Zoo
- Lost Sea -- Sweetwater

Museum of Appalachia -- Norris

Norris Dam State Park

Swimming

Park Naturalist available in summer months

Float and cave tours

Pigeon Forge

Planetarium

MANUFACTURING

Dental laboratory or denture center to see how
false teeth and crowns are made.

Kay's Ice Cream

Kerns Bakery

Lay's Meat Packing Plant

Levi Plant in Powell

Plasti-Line -- see McDonald's signs being made.

Sea Ray Boats -- see how boats are made.

Water Treatment Facility

HISTORIC

Blount Mansion

Knoxville Museum of Art

Museum of Appalachia -- Norris

FARMING

Dairy farm

Greenhouse

Horse farm

Landscaper

Montercy Mushrooms -- Loudon

Tree Nursery

MEDICAL

Medic Regional Blood Bank

University of Tennessee Vet School

Nursing home

NOTE: You can find information on these places in the Knoxville Yellow Pages. The Tennessee Tourist Bureau has brochures on many of the attractions and historical sites.

BIBLIOGRAPHY

1. Boy Scouts of America, Cub Scouting Division "History of Cub Scouting," 1998.
2. Boy Scouts of America, Cub Scouting Division , "History of Cub Scouting," 1998.
3. Boy Scouts of America, Cub Scouting Division , "Cub Scout Advancement," 1998.
4. Webelos Scout Book, published by Boy Scouts of America, 1999.
5. Webelos Scout Book, published by Boy Scouts of America, 1999.
6. Webelos Scout Book, published by Boys Scouts of America, 1999.
7. Webelos Scout Book, published by Boy Scouts of America, 1999.
8. Webelos Scout Book, published by Boy Scouts of America, 1998.
9. Cub Advancement Report, Form #34403, Great Smoky Mountain Council, 1997 and 1998.
10. Cub Advancement Report, Form #34403, Great Smoky Mountain Council, 1997 and 1998.
11. Dare, Don, personal interviews conducted from November 1998 - March 1999.

OUTLINE

- I. Thesis statement.
- II. Background of Webelos Activity Badge.
 - A. History of Webelos.
 - B. Evolution of Activity pins.
- III. Webelos Advancement
 - A. How a scout advances through the Webelos trail.
 - B. Physical Skills Group of Activity pins.
 - C. Mental Skills Group of Activity pins.
 - D. Technical Group of Activity pins.
 - E. Outdoor Group of Activity pins.
- IV. Webelos Badge Requirements
- V. Research
 - A. Include statistics of Activity pins earned by several Wohalit District packs.
 - B. Compare and analyze numbers.
 - C. Statistics from pack of equal size from another district.
 - D. Compare and analyze numbers of Wohali packs to other pack.
- VI. Leaders comments
 - A. See if certain number of hard to earn Activity pins are repeated by leaders.
- VII. Conclusions.
 - A. Any surprizes?
 - B. If surprizes -- explain.
- VIII. Webelos Activity Badge Guide Book.
- IX. Bibliography.